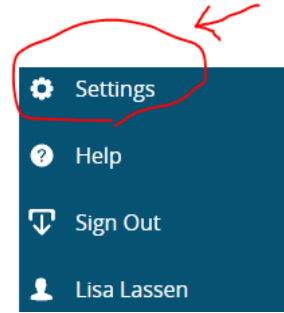


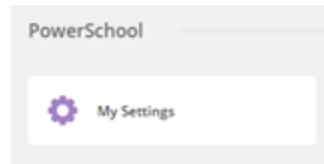
# PowerSchool Unified Classroom Directions: Setting Up Notifications

## To set up grades and/or attendance notifications:

- 1) Log into your PowerSchool Unified Classroom Account by going to <https://classroom.powerschool.com>.
- 2) Click on your name in the bottom-left corner.

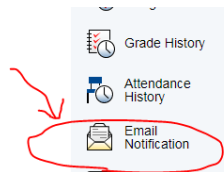


- 3) Choose *Settings*.



- 4) Click on *My Settings*.

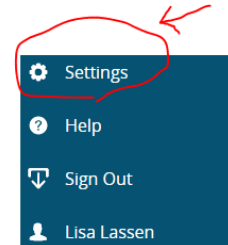
- 5) Choose *Email Notifications*.



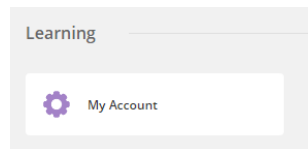
- 6) Complete options. Click on *Submit*.

## To set up homework and/or teacher updates notifications:

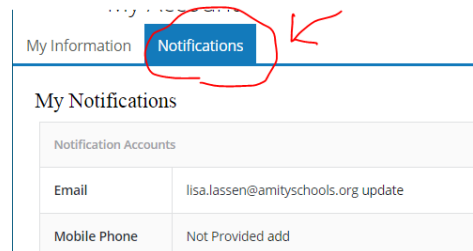
- 1) Click on your name in the bottom-left corner.
- 2) Choose *Settings*.



- 3) Click on *My Account*.



- 4) Click on the *Notifications* tab.



- 5) If you prefer text messages, click add next to the Mobile Phone to and your cell. Then, click the applicable boxes for *Instant SMS*, regular mobile rates apply.