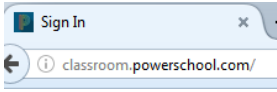
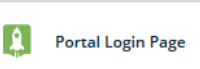
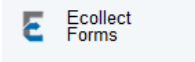
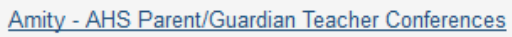
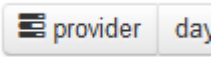

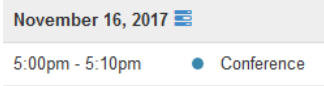
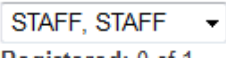
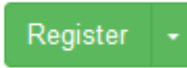

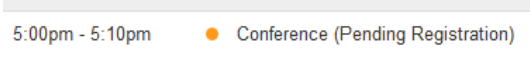
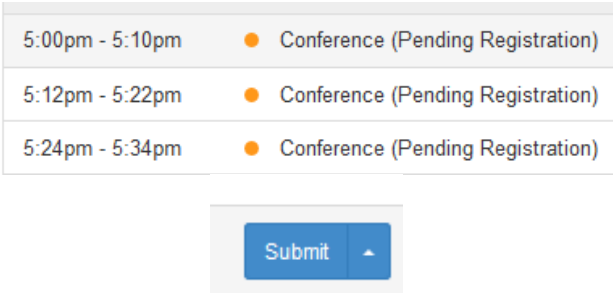
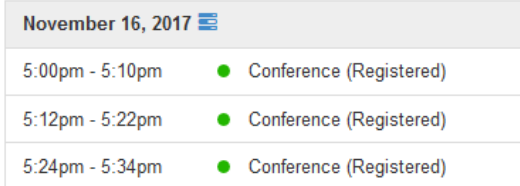
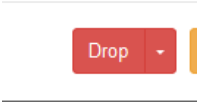
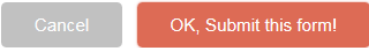




Amity Region #5 PS Unified Classroom Instructions – Sign up for Teacher Conferences

	<ul style="list-style-type: none"> Log onto Unified Classroom with your user name (email and password) https://classroom.powerschool.com
	<ul style="list-style-type: none"> Click on Quick Links from the list on the left hand side of your screen
	<ul style="list-style-type: none"> Choose Portal Login Page under the PowerSchool heading The portal login will open on a new tab
	<ul style="list-style-type: none"> Choose Ecollect Forms from the Navigation bar on the left hand side of the page
<p>Conferences</p> 	<ul style="list-style-type: none"> Choose the Parent/Guardian Teacher Conferences under the Conference Heading
<p>Parent/Guardian/Teacher Conferences Use the <> buttons above the calendar to move to the date that choosing the Parent and/or Guardian/Teacher Conference link. To view a student's schedule with room numbers please click o</p>	<ul style="list-style-type: none"> Please read all the instructions before choosing the date and times of your conferences.
	<ul style="list-style-type: none"> To view what times teachers have available click on provider on top of the calendar right hand side
	<ul style="list-style-type: none"> If the conferences are blue you can choose from here when you would like to register or go back to the list view, see below If the conference is red, then the time is already taken If the conference is green, then you already signed up for that time.
	<ul style="list-style-type: none"> Click on the Conference time that you would like to schedule
<p>Provider:</p> 	<ul style="list-style-type: none"> Choose a Provider (teacher) you would like to see



	<ul style="list-style-type: none"> Click Register
	<ul style="list-style-type: none"> Click Submit Form to register for the conference You can choose I'll submit later, once you choose all the teachers you would like to meet with
	<ul style="list-style-type: none"> If you choose I'll Submit Later the Conference will stay orange until you submit the form
	<ul style="list-style-type: none"> Continue to choose all the teachers you would like to see and then click on submit at the bottom of the page
	<ul style="list-style-type: none"> The conference times will be green after you submit
	<ul style="list-style-type: none"> If you need to drop a time you can go back into the conference you would like to drop and click it again and choose drop
<p style="text-align: center;">Drop Warning</p> <p style="text-align: center;">You must submit this form to drop this event registration.</p> <div style="text-align: center;">  </div>	<ul style="list-style-type: none"> A warning will come up that you need to submit to drop the conference Click on OK, Submit this form! Or Cancel if you change your mind
<p>Form Name</p> <p>Amity - AHS Parent/Guardian Teacher Conferences</p>	<ul style="list-style-type: none"> Once you are done signing up for the conferences you can view your sign ups by clicking into the Conference Link again
<p style="text-align: center;">If you have any questions please contact helpdesk@amityschools.org</p>	