



## Unified Classroom Student Instructions – Ecollect – 12<sup>th</sup> Grade Scholarship applications


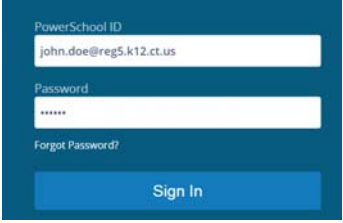
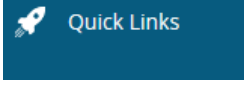


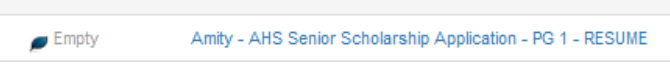
Use these instructions to apply for Amity Scholarships.

All information must be **filled out completely** for you to be considered for any scholarship

Please make sure you read through the scholarships before you choose yes for one

The Scholarship Application process will be closed on April 24, 2018 at 8:00 am.

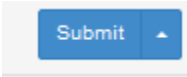
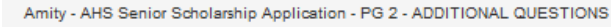

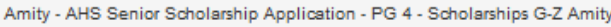

You can change and add anything during this time

	<ul style="list-style-type: none"> <li>Type in this URL – <a href="https://classroom.powerschool.com">https://classroom.powerschool.com</a></li> </ul>
	<ul style="list-style-type: none"> <li>Sign in with your user name (email) and password and click sign in.</li> <li>If you forgot your password click on the Forgot Password? Link and follow the instructions to reset your password</li> </ul>
	<ul style="list-style-type: none"> <li>Click Quick Links from the left hand side on the dashboard</li> </ul>
	<ul style="list-style-type: none"> <li>Click Portal Login Page</li> </ul>
	<ul style="list-style-type: none"> <li>Click Ecollect Forms on the left hand side on the navigation bar</li> </ul>
	<ul style="list-style-type: none"> <li>Under the Scholarship Heading click on Amity – AHS – Senior Scholarship Application – PG 1 – Resume</li> <li>There will be 5 tabs on the top of the screen now</li> </ul>
<p>The application process must be completed by the end of the day on Friday, April 1:</p> <p>You must complete ALL the information ON the application in order to be considered</p> <p>Please only apply for scholarships that you think you meet the qualifications for sta</p> <p><b>THERE ARE 2 FORMS THAT WILL NEED TO BE FILLED OUT with</b></p> <ol style="list-style-type: none"> <li>1. Fill in the requested information in the resume section. You may edit this at any tir</li> <li>2. Once you have filled in the resume section click submit at the bottom c</li> <li>3. Answer all the questions on the additional questions tab and click submit.</li> <li>4. Then click the Scholarship tabs above and choose the scholarships that you are</li> <li>3. When you are finished with the Scholarships click submit at the bottom of the na</li> </ol>	<ul style="list-style-type: none"> <li>Read the instructions and answer all the questions</li> </ul>



## Unified Classroom Student Instructions – Ecollect – Scholarship applications

Updated April 2018

	<ul style="list-style-type: none"><li>Choose and answer all sections on the resume Page 1 then click submit</li></ul>
	<ul style="list-style-type: none"><li>Choose Amity – AHS Senior Scholarship Application – PG 2 – Additional Questions on the tabs on the same page</li></ul>
<p>What are your education goals? *</p> <input type="text"/> <p>What are your career goals? *</p> <input type="text"/> <p>What is your most significant accomplishment and why? *</p> <input type="text"/> <p>Discuss a special attribute, quality or characteristic that sets you apart from your peers. *</p> <input type="text"/>	<ul style="list-style-type: none"><li>Answer the 4 questions on this page and click submit</li></ul>
  	<ul style="list-style-type: none"><li>The next three tabs are all the scholarships. PG 3-PG 5</li></ul>
<p><b>Apply for the JAM</b></p> <p><input type="checkbox"/> Yes</p>	<ul style="list-style-type: none"><li>Read through the scholarships and only apply to those scholarships that pertain to you</li><li>If you want to apply for a scholarship click on Yes under the scholarship</li></ul>
<p>How do you demonstrate the cha</p> <input type="text"/> <p>What makes you a strong candidi specific examples as they relate</p> <input type="text"/>	<ul style="list-style-type: none"><li>Answer the questions that pop up when you choose a scholarship</li><li>Click submit</li></ul>